

Hello!

Thank you for your purchase.


Follow the instructions below to get started.

Note: The TouchOne must be connected to a local network via WiFi and have Internet access to install this application.

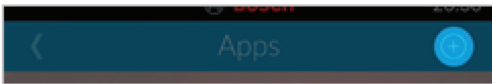
1. From the TouchOne's standby screen, ensuring all areas of the panel are disarmed, tap the "Settings" button.



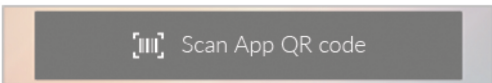
2. Tap "Apps"



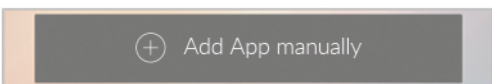
3. Tap (+) to add a new App



4. Tap "Scan QR code" (TouchOne only).



or Tap "Add App manually" to enter the code in manually (only option on TouchOne Mini).



Follow the on-screen instructions to complete installation.

Visit mytouchone.com/manuals for instructions to configure the intercom hardware.